

Dixons

Cottingley

Year 11

Support

Key dates:

Week commencing Monday 5th May 2025 GCSE's begin.

Mock examinations:

Mock 1:

- 11th November 2024 – 22nd November

Mock 2:

- 3rd March 2025 – 14th March 2025

PSA days (pupils' complete coursework – attendance essential)

- 16th October 2024 full day
- 27th November 2024 full day

Academic support – After school intervention

After school intervention

Targeted small group intervention delivered after school - 1 hr. Pupils selected by HoFs and TLA.

Week A	Monday	Tuesday	Wednesday	Thursday	Friday
		French / Tourism	Travel and Options	Geography History	/
Week B	Monday	Tuesday	Wednesday	Thursday	Friday
		Science	Maths	English	

Exam Boards:

Subject	Board	Details
Combined Science	AQA	Trilogy 8464
Triple Science	AQA	8461/8462/8463
English Language	AQA	8700
English Literature	AQA	8702NM
Maths	Edexcel	8300
Statistics	Edexcel	
History	OCR	B Shp J411
RE	AQA	8602MA
Geography	AQA	8035
French	EDUQAS	8658
Sport Science	OCR	J828
Health and Social Care	Edexcel	603/7047/6
Enterprise	Edexcel	603/7063/4
Digital Information Technology	Edexcel	603/7050/6
Design Technology	Edexcel	603/7056/7
Art	Edexcel	603/7056/7
Performing Arts	Edexcel	603/7054/3
Music	Edexcel	603/7055/5
Travel and Tourism	Edexcel	603/7048/8

AQA	City & Guilds	CCEA	OCR	Pearson	WJEC
-----	---------------	------	-----	---------	------

Warning to Candidates

1. You **must** be on time for all your examinations.
2. **Possession of a mobile phone** or other unauthorised material **is not allowed** even if you do not intend to use it. You will be subject to penalty and possible disqualification from the exam/qualification.
3. You **must not** talk to, attempt to communicate with or disturb other candidates once you have entered the examination room.
4. You **must** follow the instructions of the invigilator.
5. You **must not** sit an examination in the name of another candidate.
6. You **must not** become involved in any unfair or dishonest practice in any part of the examination.
7. If you are confused about anything, only speak to an invigilator.

The *Warning to Candidates* must be displayed in a prominent place outside each examination room. This may be a hard copy A3 paper version or an image of the poster projected onto a wall or screen for all candidates to see.

Year 11 timetable

Week A

Period	Monday	Tuesday	Wednesday	Thursday	Friday
1	English	Maths	English	Options	PSHE
2	Maths	RE	Science	Maths	Maths
3	Humanities	Maths	Options	PE	French
4	RE	French	Options	PE	Humanities
5	English	Science	Science	Humanities	Science
6	Science	English	French	English	

Week B

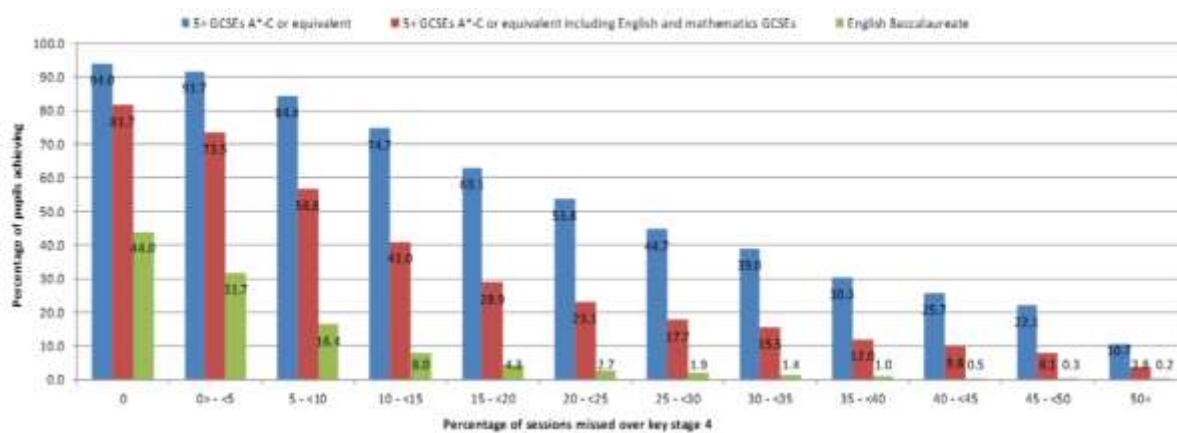
Period	Monday	Tuesday	Wednesday	Thursday	Friday
1	Science	Science	Science	English	PSHE
2	English	Science	Maths	English	RE
3	Humanities	English	Science	Maths	French
4	French	Maths	Options	Science	Maths
5	Humanities	PE	Humanities	Options	English
6	Maths	PE	RE	Options	

Post 16 provision open events:

- Craven College: Monday 7 October – 5:50pm – 7:30pm
- Shipley College: Thursday 14 November
- Bradford College: Tuesday 15 October – 5pm – 7pm
- Leeds City College: Wednesday 16 October – 4:30pm – 7pm
- Dixons Sixth Form: Thursday 17 October – 5pm – 7:30pm
- Keighley College: Wednesday 23 October – 4pm – 7pm
- Ilkley Grammar: Wednesday 9 November – 6pm – 8pm

Attendance:

The graph below represents the link between attendance and attainment.



Attendance	Missed days a week	Missed days a month	Missed days a year
95%	0.25	1	10
90%	0.5	2	19
85%	0.75	3	29
80%	1	4	39
75%	1.25	5	49
70%	1.5	6	58

English: AQA

English Literature

- Macbeth, by William Shakespeare (Paper 1)
- A Christmas Carol, by Charles Dickens / Dr Jekyll and Mr Hyde, by Robert Louis Stevenson (Paper 1)
- An Inspector Calls, by J.B Priestley (Paper 2)
- Power and Conflict Poetry Anthology (15 poems) (Paper 2)
- Unseen Poetry (Paper 2)

English Language

- English Language paper 1 – Explorations in Creative Reading and Writing, questions on fiction texts
- English language paper 2 - Writer's viewpoints and perspectives.

How to revise each text: Macbeth, Christmas Carol/Jekyll and Hyde, An Inspector Calls

1. Re-read the text
2. Know the plot for paragraph 1, 2 and 3 of your essay in chronological order.
3. Memorise 15 key quotes discussed with teacher.
4. Use flashcards to revise quotes for characters and themes
5. Essay practice

How to revise each text: Poetry

6. Re-read the poems - know them inside out
7. Select 3 key quotes for each poem to remember with a theme associated with each one and a device i.e. Ozymandias -> "King of kings" (arrogance of man, repetition of King)
8. Regular testing on the quotes
9. Essay practice

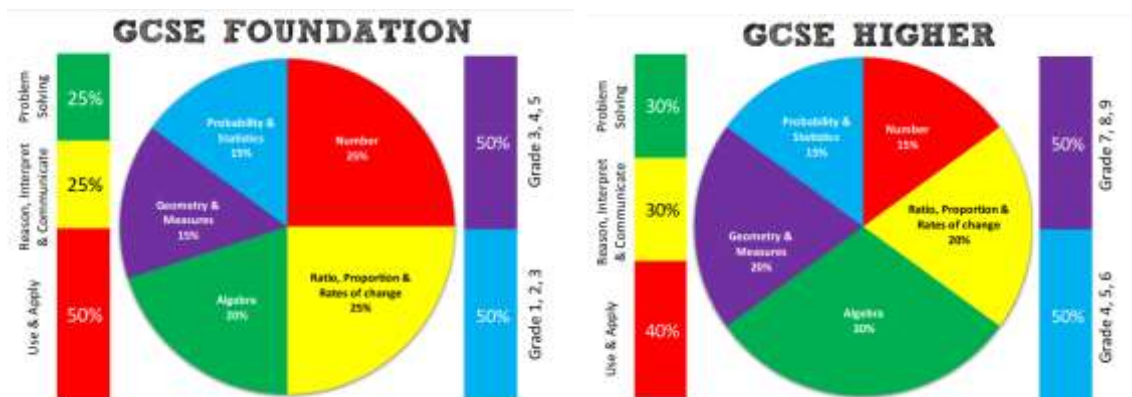
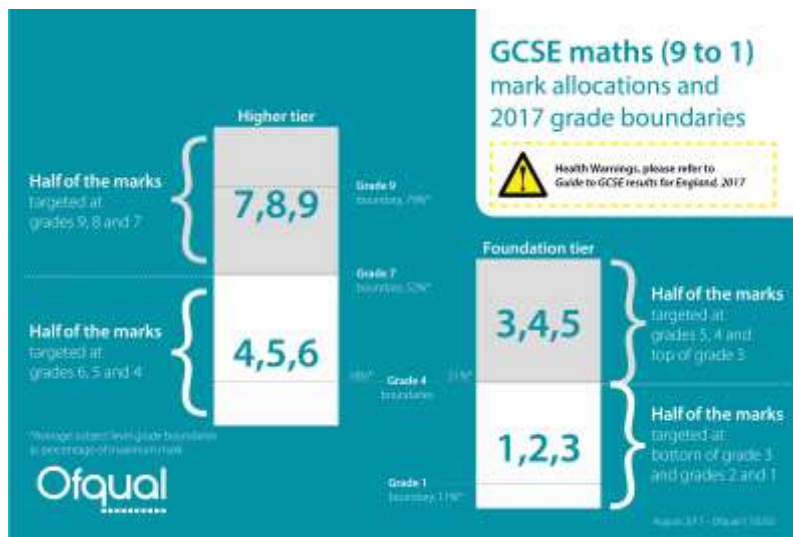
How to revise each text: English Language P1 and P2

10. Learn the skills on each paper – the phrasing of the questions is always the same.
11. Know the timings for each question (round the marks up to nearest 5).
12. Good readers make good writers – read widely for both fiction and non-fiction.

Maths: Edexcel

Three papers:

- 1 – non-calculator 90 minutes, 80 marks
- 2 – calculator 90 minutes, 80 marks
- 3 - calculator 90 minutes, 80 marks



AO1 – Recall of facts

(Higher: 40% Foundation: 50%)

AO2 – Interpreting and communicating

(Higher: 30% Foundation: 25%)

AO3 – Problem solving

(Higher: 30% Foundation: 25%)

Exam technique

1. 80 marks and 90 minutes = 10 minutes to check
2. Find all the questions you can do then go back to the ones you had to think about
3. Leave 10 minutes at the end to make your checks.
4. Did you round as the question asked?
5. Did you answer the question?
6. Is your answer sensible?
7. Did you include units?
8. If you have longer, redo the questions by covering up and revealing each line of working once you have thought about what to do.

Revision Techniques

9. Revisit previous work to establish what they don't know.
10. Practice past papers.
11. Memorise key facts and formulae.

Revisit previous work to establish what they don't know

12. Do XP Boost and Target on Sparx (to revisit and stretch)
13. Look over completed exam papers and see if they can do any additional questions.
14. Look over old mini tests to see which topics they were weakest on
15. Visit corbettmaths.com for topic videos and questions.

Practice past papers.

16. Always attempt as if they are the real thing – in silence, timed (one mark per minute)
17. Mark using a mark scheme.
18. Record topics of questions they didn't get correct and seek help (teacher/intervention/online videos)
19. Visit mathsgenie.co.uk for papers and video mark schemes.

Science: Edexcel

To access the correct areas on **BBC Bitesize**, follow the pathway;

BBC bitesize → Secondary → England (GCSE Y10,11)

→ Subject (Combined Science) → AQA Trilogy

→ revise the topic of your choice

Or use this link (<https://www.bbc.co.uk/bitesize/examspecs/z8r997h>)

There is often a quiz to help you to identify an area you need to work on.



Exam practice question in Biology, Chemistry and Physics

All students will be given an examination question practice booklet for Biology, Chemistry and Physics. Please encourage them to use these as often as possible – the more questions students have experienced by the exams the higher the grades will be.




All students have open access to Seneca Learning (<https://senecalearning.com/en-GB/>). Be careful to click onto the combined science area and then the AQA resources. This gives access to revision, questions, and video clips.

YouTube is full of useful revision materials but requires determination to focus on the revision without becoming sidetracked.

Useful channels include;

- Cognito (<https://www.youtube.com/@Cognitoedu>)
- Free Science lessons (<https://www.youtube.com/@Freesciencelessons>)



This is the revision guide we recommend for our pupils

Between the 5th of October and the 15th of May there are 202 days – in the revision guide there are around 230 pages. Just over one page a night would revise the whole syllabus.

At the end of each topic there are questions with a tick list. Crosses allow students to identify their own areas to continue working on. The guide is also full of QR codes with links to further information and video links.

History: OCR

Exam Board and specification – OCR SHP History B

There are five units of work students complete;

Thematic Paper – Migration 1250 – 2000 (Year 10)

British Depth Study – The Elizabethans, 1580 – 1603 (Year 10)

Period Study – The Making of America, 1789 – 1900 (Year 11)

World Depth Study – Living Under Nazi Rule, 1933-1945 (Year 9/10)

History Around Us – a local study based on Fountains Abbey (Year 10/11)

Exam Board and specification – OCR SHP History B

These units are divided into three papers;

Paper One – Migration and Elizabethans (1 hour 45, 40% of mark)

Paper Two – Nazi Germany and Making of America (1 hour 45, 40 % of mark)

Paper Three – History Around Us (1 hour, 20% of mark)

Each unit has equal weighting in terms of mark allocation.

Revision Help?

All students have knowledge Navigators for all unit of work.

All students have homework books with exam practice, given every two weeks.

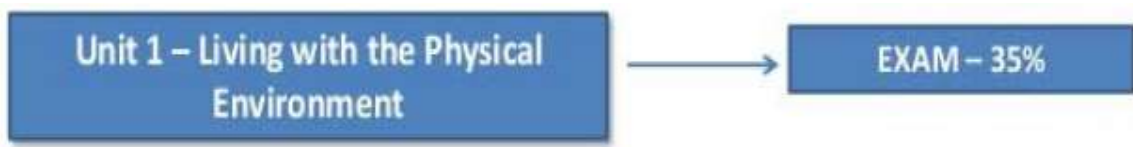
All students are given a mini exam question test every two weeks, marked with feedback.

But ... the BBC bitesize also has revision materials for all units of work except the Historic Environment

Geography: AQA

Course Structure:

Unit Title	Assessment Type
Unit 1 – Living with the Physical Environment	EXAM – 35%
Unit 2 – Challenges in the Human Environment	EXAM – 35%
Unit 3 – Geographical Applications	EXAM – 30%



- 1. The Challenges of
- 2. The Living World
- 3. Physical Landscapes in



- 1. Urban Issues and Challenges
- 2. The Changing Economic World
- 3. The Challenge of Resource



Section B – Fieldwork

Your understanding of the fieldwork enquiry process will be tested in the following two ways:

1. Questions based on the use of fieldwork materials from an unfamiliar context.
2. Questions based on your individual enquiry work. For these questions you will have to identify the titles of their individual enquiries.

Students will be expected to:

1. Apply knowledge and understanding to interpret, analyse and evaluate information and issues related to geographical enquiry.
2. Select, adapt and use a variety of skills and techniques to investigate questions and issues and communicate findings in

re **Geography Stream Channel**

What is the geography stream channel?

The stream channel is the location of where all the Dixons Academies Trust geography revision recordings can be found, which are designed to suit the AQA GCSE Geography course in which your child is studying. We encourage all students to follow the geography channel so they can keep up to date with new and exciting revision recordings and updates.

How can I access the geography stream channel?

The geography stream channel can be accessed by all Dixons Academies Trust students by using their email and password, simply google 'Microsoft Stream', click on the Microsoft Stream link and then your child should enter their email and password to sign in.

Once in Stream students should be able to click on discover and 'search for channels' where they will need to then follow and select the Trust Geography channel. Students can access the channel on any electronic device.

What are the recordings about?

The recordings cover the GCSE content and include the geographical theory, examples and exam application. They are currently available for Paper 1 and staff are working hard to provide recordings for paper 2 and 3 that are aligned to the AQA GCSE Geography specification and Dixons Academies Trust

Accessing Past papers on AQA



Please follow the links below to help with your revision.

AQA Geography papers

<https://www.aqa.org.uk/subjects/geography/gcse/geography-8035/assessment-resources>

Time for Geography

<https://timeforgeography.co.uk/>

Cool Geography

<https://www.coolgeography.co.uk/>

BBC Bitesize

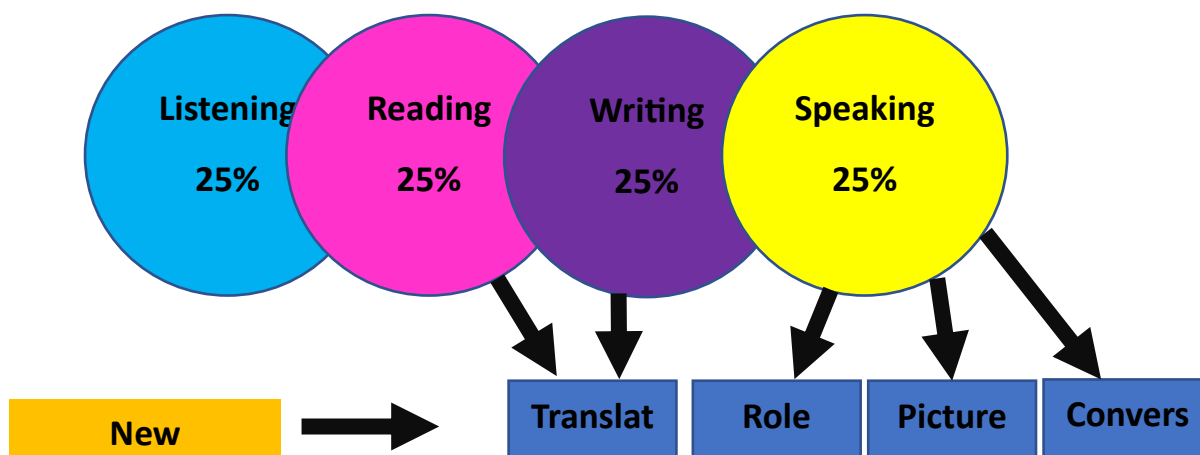
<https://www.bbc.co.uk/bitesize/examspeccs/zy3ptyc>

French: WJEC

- Listening, Speaking, Writing, Reading and Translation skills
- Each skill counts 25% of the grade

Identity and culture	Local, national, international and global areas of interest	Current and future study and employment
Youth Culture <ul style="list-style-type: none"> • Self and relationships • Technology and social media Lifestyle <ul style="list-style-type: none"> • Health and fitness • Entertainment and leisure Customs and Traditions <ul style="list-style-type: none"> • Food and drink • Festivals and celebrations 	Home and Locality <ul style="list-style-type: none"> • Local areas of interest • Transport Spain and Spanish-speaking countries <ul style="list-style-type: none"> • Local and regional features and characteristics • Holidays and tourism Global Sustainability <ul style="list-style-type: none"> • Environment • Social issues 	Current Study <ul style="list-style-type: none"> • School/college life • School/college studies World of Work <ul style="list-style-type: none"> • Work experience and part-time jobs • Skills and personal qualities Jobs and Future Plans <ul style="list-style-type: none"> • Applying for work/study • Career plans


Foundation and Higher Tiers – For students



How to revise for French

1. Knowledge Navigator contains all the vocabulary they need to be exam ready for all skills
 2. Verb and Tense tables allow them to practice how to use verbs in a range of tenses – G9 Sp+Wr.
 3. RCWC topic essays allows them to retain ideas about what they can talk/write about in exams. Answers need to be topic specific. The quality of responses will allow them to achieve high outcomes.
 4. List of irregular verbs – the most complex language used in reading and listening.
 5. The infinitive list of verbs will prepare them for all the “action language” in reading and listening.
 6. Homework booklets give them the opportunity to revise a range of vocabulary learnt across different topics. This will prepare students for Re+Li+Tr.
- Practicing speaking questions aloud at home will improve their confidence and pronunciation

Translation - Texts extracted from past papers to help familiarise students with the vocab from papers and the level of challenge



Verb tables and conjugation in 8 tenses

Infinitif	Présent	Passé Composé	Imparfait	Futur	Conditionnel	Subjonctif Présent	Subjonctif Passé
parler	je parle	je ai parlé	je parlais	je parlerai	je parlerais	je parle	je aie parlé
	tu parles	tu as parlé	tu parlais	tu parleras	tu parlerais	tu parles	tu aies parlé
	il/elle parle	il/elle a parlé	il/elle parlait	il/elle parlera	il/elle parlerait	il/elle parle	il/elle aie parlé
	nous parlons	nous avons parlé	nous parlions	nous parlerons	nous parlerions	nous parlions	nous ayons parlé
	vous parlez	vous avez parlé	vous parliez	vous parlerez	vous parleriez	vous parliez	vous ayez parlé

Religious Education: AQA

Specification	AQA Specification A
Content Paper 1	<ul style="list-style-type: none">• Christian beliefs and practices• Islamic Beliefs and practices
Content Paper 2	Theme A: Relationships and families Theme B: Religion and life Theme D: Religion, peace and conflict Theme E: Religion, crime and punishment
Exam Structure	Paper 1 exam: 1 hour and 45 minutes Paper 2 exam: 1 hour and 45 minutes

How to revise successfully for GCSE Religious Studies

- Start early and use the revision programme that we will provide to help you plan to fill your knowledge gaps
- Use the Revision booklets and materials that school will provide to base the core of your revision on
- Add to this with published revision guides and useful websites like BBC Bitesize and Oak Academy

Steps to successful revision

1. Get your revision notes in order into topics. This might include making mind maps or flash cards.
2. Use techniques to help memorise information into chunks such as ***blurting***.
 - Read intently a section of notes and then turn them over.
 - Write what you can remember onto a blank piece of paper.
 - Re read your notes and then turn them over again and add more information for a second time.
 - Do this over and over again until you have committed them to your long-term memory.
 - Practise exam questions repeatedly after you have committed knowledge to memory. Use mark schemes and model answers to check your answers

If in doubt, ask your RS teachers for support. We are always here to help.

Art and Design and Technology: BTEC Edexcel

A lot of the work the students do in Art & Technology BTEC will be done under controlled supervision in the classroom. Even so, researching and finding out about art on suitable websites can have a great impact on your subject understanding.

Also, visiting galleries or museums can help students gain a richer understanding of how arts and crafts are made.

We encourage students to use their time at home to find out more about the creative process.

With this in mind, we have included a list of good quality Art and Design websites and nearby Galleries

that can be visited.

If visiting a Gallery, always come back with a postcard or free guide that can be evidenced in their sketchbooks

Art

[Tate Modern | Tate](#) A great selection of British and contemporary art from around the world. Easy to use website where you can search by theme.

<https://www.tate.org.uk/visit/tate-modern>

[The National Gallery, London](#) Another British collection of work with regular new exhibitions highlighted on the website.

<https://www.nationalgallery.org.uk/>

Hyperallergic:

<https://hyperallergic.com/> An online art magazine that has great articles on the modern world and shows how contemporary artist respond to current affairs.

Local Galleries

Salt Mills, Saltaire

Victoria Road, Saltaire BD18 3LA

01274 531163

saltairevillage.info

Yorkshire Sculpture Park

Bretton, Wakefield WF4 4LG

Cartwright Hall

Lister Park, Bradford

Impressions Gallery

Centenary Square, Bradford BD1 1SD

Design and Technology

1. <https://www.technologystudent.com/>
2. <https://www.bbc.co.uk/bitesize>
3. <https://designmuseum.org/>
4. <https://designwanted.com/>
5. <https://www.re-thinkingthefuture.com/>
6. <https://www.onlinedesignteacher.com/2016/05/graphic-design-timeline.html>
7. <https://studyrocket.co.uk/revision/gcse-design-and-technology-aqa>
8. <https://revisionworld.com/gcse-revision/design-technology>
9. [RTF | Rethinking The Future - Architecture Awards | Courses | Magazine](#)
RTF | Rethinking The Future is a global platform for architecture & design that hosts awards & courses, and publish articles & projects.
10. www.re-thinkingthefuture.com
11. <https://designwanted.com/10-most-influential-product-designers/>

Graphic Design History Timeline

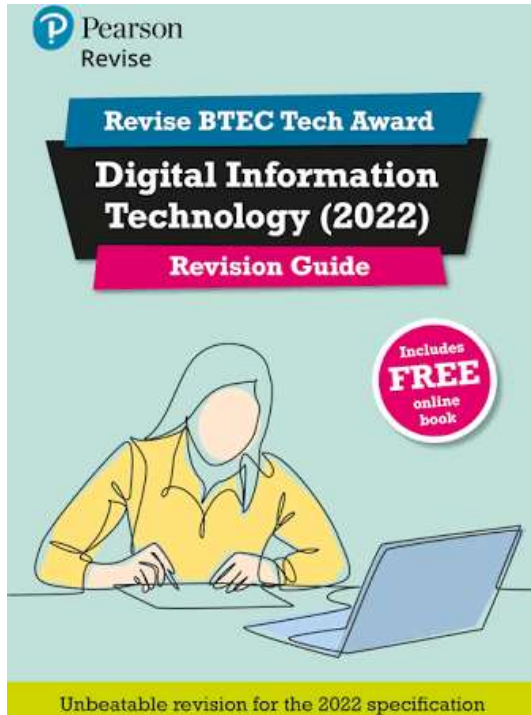
The Graphic Design Timeline ranges from 1830 to the Present Day and outlines 14 different graphic design styles. It is important to note that not every graphic design style is included (there are lots) but all the important and seminal periods of graphic design are covered.

www.onlinedesignteacher.com

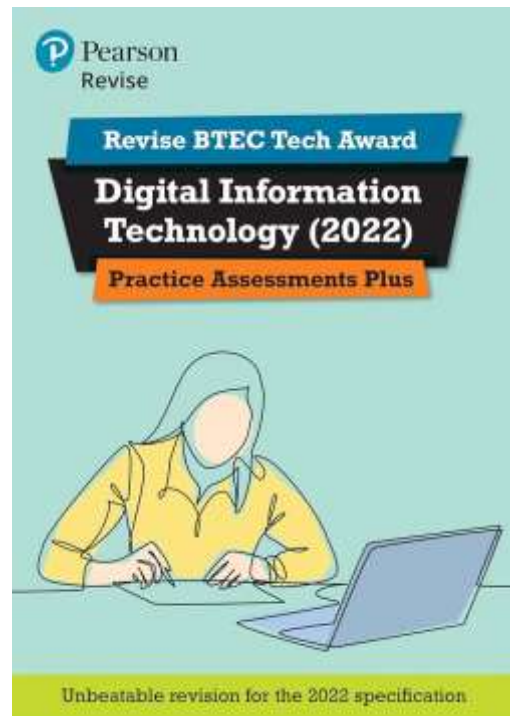
IT

- Website: Know it all ninja www.knowitallninja.com
- Students should be spending at least 60mins each week revising from a revision guide and then attempting the exam papers.

Revision Guide



Exam Paper



External written Exam:

Tuesday 14th January

(3.5 months time!)

Please check the examination details below before entering your candidate information

Candidate surname		Other names	
Centre Number		Learner Registration Number	
<input type="text"/>	<input type="text"/>	<input type="text"/>	<input type="text"/>
Pearson BTEC Level 1/Level 2 Tech Award			
Sample assessment materials for first teaching September 2022			
Time 1 hour 30 minutes	Paper reference	BIT03	
Digital Information Technology			
COMPONENT 3: Effective Digital Working Practices			
You do not need any other materials.			Total Marks
<input type="text"/>			<input type="text"/>

Instructions

- Use **black** ink or ball-point pen.
- **Fill in the boxes** at the top of this page with your name, centre number and learner registration number.
- Answer **all** questions.
- Answer the questions in the spaces provided – there may be more space than you need.

Information

- The total mark for this paper is 60.
- The marks for **each** question are shown in brackets – use this as a guide as to how much time to spend on each question.

Advice

- Read each question carefully before you start to answer it.
- Try to answer every question.
- Check your answers if you have time at the end.

BTEC Level 1/2 in Health & Social Care

The GCSE course includes **3 different Components** of study:

1. Human Lifespan Development – **PSA**
2. Health and Social Care Services and Values - **PSA**
3. Health and Wellbeing – 2 hour **examination**.

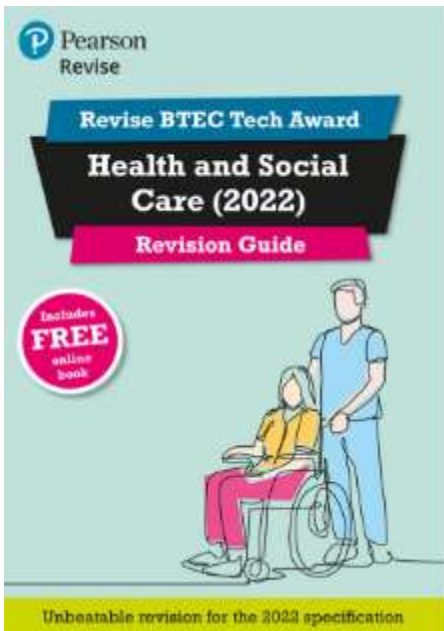
Component 3: Health and Wellbeing 2-hour **examination**.

The exam component is the final one completed in Year 11.
The first exam is sat in January, with a resit opportunity available in May

The positive or negative effects of factors on health and wellbeing (Q1 -7, sometimes Q8 also)	The impact on physical, intellectual, emotional and social health and wellbeing of different types of life event (Q7- 10)	Interpretation of physiological data according to published guidelines (Q11)
Focused on the potential significance of abnormal readings of physiological indicators in terms of short term or long-term risks (Q12)	How lifestyle choices determine physical health (Q13)	Pearson centred approach to improving health and wellbeing (Q14)
How a person's circumstances could affect their ability to follow recommendations for improving health (Q15)	Recommendations and actions that are aimed at improving health and wellbeing (Q16a)	Support available when following recommendations (informal / formal) (Q16b)
Barriers and obstacles to following recommendations (Q17a & 17b)	How a person's circumstances could affect an area of their PIES development during a particular life stage (Q18)	

The exam has the same format - each question based on a specific aspect of the





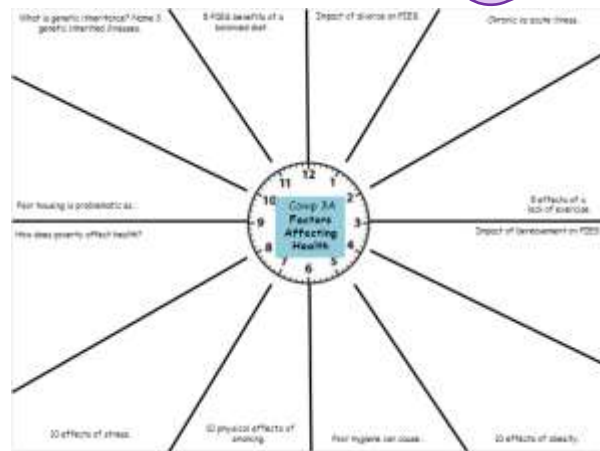
EXAM GOLD

Get this right when asked to *discuss*:

- Aim to make a minimum of four good points
- Be specific, **link appropriately** to the case study scenario
- Expand each point to a **full explanation**
- Consider **alternative perspectives** e.g. positives and negatives
- Create a **logical and linked discussion**, showing how your points interrelate

Revision clocks and exam pointers to support students with exam technique!

Students will use the revision guide and practice assessments in lessons and for homework tasks in preparation for their final written exam.



Week commencing: _____

My Weekly Revision Timetable

	MONDAY	TUESDAY	WEDNESDAY	THURSDAY	FRIDAY	SATURDAY	SUNDAY
8:00 am							
9:00 am							
10:00 am							
11:00 am							
12:00 am							
1:00 pm							
2:00 pm							
3:00 pm							
4:00 pm							
5:00 pm							
6:00 pm							
7:00 pm							
8:00 pm							

